

megalift
SXXD35 - SX32

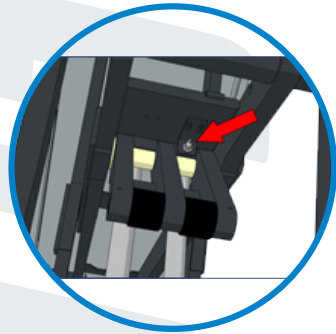
LOW PROFILE ELECTRO-HYDRAULIC SCISSOR LIFTS





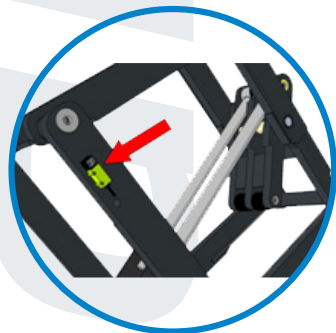
Volumetric synchronization

- EN** Volumetric synchronization with double redundant master/slave circuit that guarantees the stability of the load even in the presence of a anomaly (loss) in the hydraulic circuit
- DE** Volumetric synchronization with double redundant master/slave circuit that guarantees the stability of the load even in the presence of a anomaly (loss) in the hydraulic circuit




Proximity sensor

- EN** Proximity sensor which detects any obstacles under the lift, preventing the vehicle overturning. According to the changes regulations being approved, this sensor will become mandatory in lifters newly produced
- DE** Proximity sensor which detects any obstacles under the lift, preventing the vehicle overturning. According to the changes regulations being approved, this sensor will become mandatory in lifters newly produced



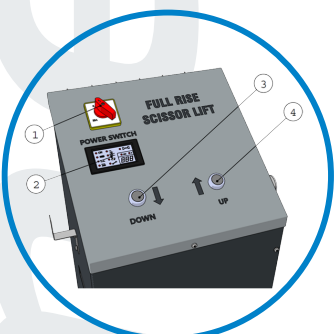
Photocell

- EN** Photocell with bypass button which detects any desynchronizations caused from leaks in the hydraulic circuit and prevents the overturning of the vehicle
- DE** Photocell with bypass button which detects any desynchronizations caused from leaks in the hydraulic circuit and prevents the overturning of the vehicle



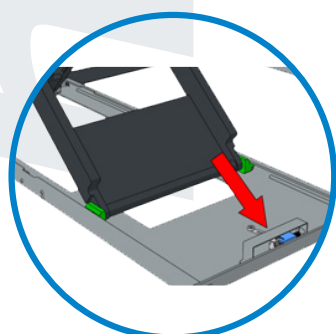
Automatic flushing system (only SXXD35?)

- EN** Automatic flushing system of the master/slave circuit which makes the installation of the lift very quick and easy. Upper stroke which prevents the reaching the top dead center in the pistons. This device is preparatory to realize the automatic flushing system and reduces the stress on the pistons, guaranteeing them greater reliability (only SXXD35?)
- DE** Automatic flushing system of the master/slave circuit which makes the installation of the lift very quick and easy. Upper stroke which prevents the reaching the top dead center in the pistons. This device is preparatory to realize the automatic flushing system and reduces the stress on the pistons, guaranteeing them greater reliability (only SXXD35?)



Digital Check Panel

- EN** Power switch- Function indicator - Lowering/final lowering button Lifting button
- DE** Power switch- Function indicator - Lowering/final lowering button Lifting button



Foot saving function

- EN** Foot saving function activated by the limit switch lower than ~ 240mm above the ground and alone during the descent movement it stops run and activate the buzzer to avoid the risk crushing
- DE** Foot saving function activated by the limit switch lower than ~ 240mm above the ground and alone during the descent movement it stops run and activate the buzzer to avoid the risk crushing

EN New electro-hydraulic double scissor and scissor lifts, frame contact, low profile equipped with rear drive-on/off ramps (L=267 mm) and front telescopic extensions (L=456 mm) to reach pick up points of the more demanding vehicles.
Reversible load according to EN 1493 standard.
Design of the structures in accordance with the modifications regulations.
The lifts can be mounted either on surface or in pit with the standard recessed frame.
Maximum lifting height: 1.150 mm (for SX32 model) 1900 mm (for SXXD35 model)
Drive-on/off ramps
Telescopic extensions
Grease nipples on all scissor junctions
Top limit switch
Foot protection function

DE New electro-hydraulic double scissor and scissor lifts, frame contact, low profile equipped with rear drive-on/off ramps (L=267 mm) and front telescopic extensions (L=456 mm) to reach pick up points of the more demanding vehicles.
Reversible load according to EN 1493 standard.
Design of the structures in accordance with the modifications regulations.
The lifts can be mounted either on surface or in pit with the standard recessed frame.
Maximum lifting height: 1.150 mm (for SX32 model) 1900 mm (for SXXD35 model)
Drive-on/off ramps
Telescopic extensions
Grease nipples on all scissor junctions
Top limit switch
Foot protection function




CONTROL UNIT

Both lifts are equipped by a control unit with digital check panel.
Lowering and lifting are carried out by means of a control unit (8), placed next to the lift.

EN Suitable for short and long wheelbasis vehicles

DE Suitable for short and long wheelbasis vehicles





Recessed frame
(standard for SXXD35)



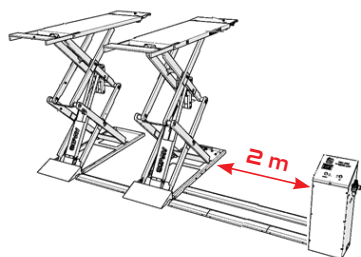
Set of 4 pads
35 mm high
(standard for SXXD35)



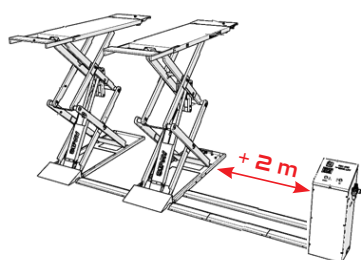
Set of 4 pads
23/60/73 mm high



Set of 4 ramps for low ground
clearance vehicles

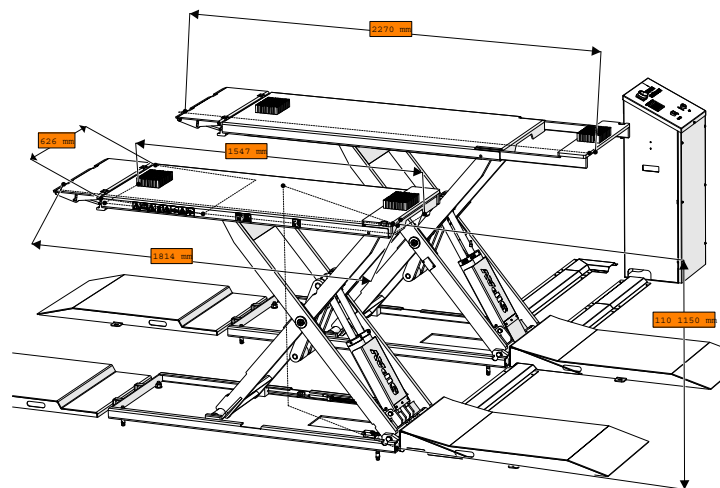
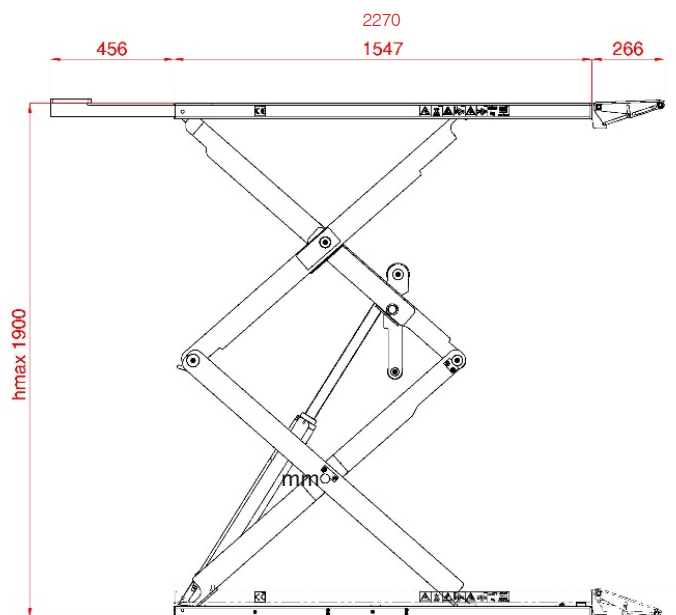


Hydraulic hoses to reach a
maximum distance of 2
meters from the lift (standard)



Hose extension kit for
connecting the control unit
with an additional distance
of 2 mt (option)

	SXXD35	SX32
Capacity	3500 kg	3200 kg
Min./Max. lifting height	105/1900 mm	110/1150 mm
Length of the platform	1547-2270 mm	
Width of platform	614mm	
Suggested free width between platforms	800-1000mm	
Lifting time	50s (20s high speed version)	
Lowering time	50s (20s high speed version)	
Noise level	80 db(A)/1m	
Working temperature	+10°C ÷ 40°C	
Package weight	-950 kg	



CE Made in EU

All data in this brochure are for
information only.



HOFMANN MEGAPLAN GmbH
Hauptstraße 67 - A-5302 Henndorf } Austria } Tel +43-6214-646612
HM-mail@hofmann-megaplan.com } hofmann-megaplan.com